



Quarterly Investment Report

FOR THE QUARTER ENDED DECEMBER 31, 2023

• • • BOARD OF DIRECTORS MEETING





Brownsville Public Utility Board
QUARTERLY INVESTMENT REPORT
 Investment Officers Certification
 December 31, 2023

This report is prepared for the Brownsville Public Utility Board in accordance with Chapter 2256 of the Public Funds Investment Act ("PFIA"). Section 2256.023 (a) of the PFIA states that "Not less than quarterly, the investment officer shall prepare and submit to the governing body of the entity a written report of the investment transactions for all funds covered by this chapter for the preceding reporting period." This report, which covers the quarter ended December 31, 2023, is signed by the Investment Officers and includes the disclosures required in the PFIA.

The investment portfolio complied with the PFIA and the BPUB approved Investment Policy and Strategy throughout the quarter. All investment transactions made in the BPUB portfolio during this quarter were made on behalf of BPUB and were in full compliance with the PFIA and the BPUB approved Investment Policy.

Asset Class	Face Amount/Shares	Market Value	Book Value	% of Portfolio	Yield to Maturity	Days To Maturity
Bank Deposits Wells Fargo	9,840,058.02	9,840,058.02	9,840,058.02	4.97	3.82	1
Certificate of Deposits	8,960,000.00	8,960,000.00	8,960,000.00	4.53	5.51	235
Investment Pools	133,009,658.63	133,009,658.63	133,009,658.63	67.17	5.51	47
US Treasury - Notes Bills	47,000,000.00	46,222,578.00	46,198,276.97	23.33	5.38	138
Total / Average	198,809,716.65	198,032,294.65	198,007,993.62	100.00	5.40	75



 Miguel A. Perez, Chief Financial Officer

1/25/24

 Date



 Pedro Elizondo, Controller

1-25-24

 Date



 Jorge Santillan, Treasury and Accounting Manager

1/25/24

 Date



 Tricia Ayers, Controller

1-25-24

 Date



BROWNSVILLE PUBLIC UTILITIES BOARD

Detail Distribution by Asset Class

	Description	Settlement Date	Maturity Date	Days To Maturity	% of Portfolio	Face Amount/Shares	Book Value	Market Value	Yield to Maturity
Bank Deposits Wells Fargo									
1	Wells Fargo Insured			1	3.04	6,025,282.74	6,025,282.74	6,025,282.74	5.200
2	Wells Fargo Collateralized			1	1.93	3,814,775.28	3,814,775.28	3,814,775.28	1.650
3	Sub Total / Average Bank Deposits Wells Fargo			1	4.97	9,840,058.02	9,840,058.02	9,840,058.02	3.824
Certificate of Deposits									
4	5Star Bank, Colorado Springs, CO 5.55 12/4/2024	12/5/2023	12/4/2024	339	0.12	236,000.00	236,000.00	236,000.00	5.550
5	All Capital Bank, OK 5.65 11/29/2024	11/29/2023	11/29/2024	334	0.12	236,000.00	236,000.00	236,000.00	5.650
6	American Plus Bank, CA 5.4 3/25/2024	6/27/2023	3/25/2024	85	0.12	240,000.00	240,000.00	240,000.00	5.400
7	Austin Capital Bank, Austin, TX 5.6 12/4/2024	12/5/2023	12/4/2024	339	0.12	236,000.00	236,000.00	236,000.00	5.600
8	Bank Of Montgomery, LA 5.75 11/29/2024	11/29/2023	11/29/2024	334	0.12	236,000.00	236,000.00	236,000.00	5.750
9	Capital Community Bank, Provo, UT 5.5 12/4/2024	12/5/2023	12/4/2024	339	0.08	168,000.00	168,000.00	168,000.00	5.500
10	Cibc, Chicago, IL 5.4 12/13/2024	12/14/2023	12/13/2024	348	0.12	237,000.00	237,000.00	237,000.00	5.400
11	Community Bank & Trust West Georgia, Lagrange, Corner Stone Bank 5.55 12/4/2024	12/18/2023	6/17/2024	169	0.12	243,000.00	243,000.00	243,000.00	5.600
12	Corner Stone Bank 5.55 12/4/2024	12/5/2023	12/4/2024	339	0.12	236,000.00	236,000.00	236,000.00	5.550
13	Cornerstone Bank, Nebraska, NE 5.4 3/18/2024	6/20/2023	3/18/2024	78	0.12	240,000.00	240,000.00	240,000.00	5.400
14	Crossfirst Bank, Leawood, KS 5.5 12/4/2024	12/5/2023	12/4/2024	339	0.12	236,000.00	236,000.00	236,000.00	5.500
15	Eastbank, Na, New York, NY 5.4 12/13/2024	12/14/2023	12/13/2024	348	0.12	237,000.00	237,000.00	237,000.00	5.400
16	Farmers & Merchants Union Bank, WI 5.4 3/18/20	6/20/2023	3/18/2024	78	0.12	240,000.00	240,000.00	240,000.00	5.400
17	Fieldpoint Private Bank & Trust, CT 5.25 4/5/2	4/6/2023	4/5/2024	96	0.12	237,000.00	237,000.00	237,000.00	5.250
18	Financial Federal Savings Bank, Memphis, TN 5.25 5	5/16/2023	5/15/2024	136	0.12	237,000.00	237,000.00	237,000.00	5.250
19	First Bank of Ohio, OH 5.25 5/15/2024	5/16/2023	5/15/2024	136	0.12	237,000.00	237,000.00	237,000.00	5.250
20	First Guaranty Bank, Hammond, LA 5.65 12/4/2024	12/5/2023	12/4/2024	339	0.12	236,000.00	236,000.00	236,000.00	5.650
21	First State Bank & Trust Company, MO 5.65 3/25	6/27/2023	3/25/2024	85	0.12	239,000.00	239,000.00	239,000.00	5.650
22	First State Bank of Dequeen, Dequeen, AR 5.5 12/4/	12/5/2023	12/4/2024	339	0.12	236,000.00	236,000.00	236,000.00	5.500
23	Gbank, Las Vegas, NV 5.7 12/4/2024	12/5/2023	12/4/2024	339	0.12	236,000.00	236,000.00	236,000.00	5.700
24	Georgia Primary Bank, GA 5.4 3/25/2024	6/27/2023	3/25/2024	85	0.12	240,000.00	240,000.00	240,000.00	5.400
25	Global Bank, New York, NY 5.55 12/4/2024	12/5/2023	12/4/2024	339	0.12	236,000.00	236,000.00	236,000.00	5.550
26	Leader Bank, Arlington, MA 5.5 6/17/2024	12/18/2023	6/17/2024	169	0.12	243,000.00	243,000.00	243,000.00	5.500
27	Mainstreet Bank, VA 5.45 4/5/2024	4/6/2023	4/5/2024	96	0.12	237,000.00	237,000.00	237,000.00	5.450
28	Maplebank Bank, TX 5.45 3/18/2024	6/20/2023	3/18/2024	78	0.12	240,000.00	240,000.00	240,000.00	5.450
29	Nexbank, Ssb, TX 5.35 5/15/2024	5/16/2023	5/15/2024	136	0.12	237,000.00	237,000.00	237,000.00	5.350
30	Northeast Community, NY 5.25 5/15/2024	5/16/2023	5/15/2024	136	0.12	237,000.00	237,000.00	237,000.00	5.250
31	Patriot Bank, N.A., Stamford, CT 5.55 12/4/2024	12/5/2023	12/4/2024	339	0.12	236,000.00	236,000.00	236,000.00	5.550
32	Preferred Bank, CA 5.35 3/25/2024	6/27/2023	3/25/2024	85	0.12	240,000.00	240,000.00	240,000.00	5.350
33	Schertz Bank & Trust, TX 5.75 11/29/2024	11/29/2023	11/29/2024	334	0.12	236,000.00	236,000.00	236,000.00	5.750
34	T Bank, TX 5.77 11/29/2024	11/29/2023	11/29/2024	334	0.12	236,000.00	236,000.00	236,000.00	5.770
35	Tab Bank, UT 5.7 11/29/2024	11/29/2023	11/29/2024	334	0.12	236,000.00	236,000.00	236,000.00	5.700
36	The First National Bank of Gilbert, Gilbert, MN 5.	12/5/2023	12/4/2024	339	0.12	236,000.00	236,000.00	236,000.00	5.550
37	Truxton Trust Company (Formerly Nashville B&T)	6/20/2023	3/18/2024	78	0.12	240,000.00	240,000.00	240,000.00	5.400
38	Valley State Bank, Syracuse, KS 5.6 12/4/2024	12/5/2023	12/4/2024	339	0.12	236,000.00	236,000.00	236,000.00	5.600
39	West Pointe Bank, WI 5.75 11/29/2024	11/29/2023	11/29/2024	334	0.12	236,000.00	236,000.00	236,000.00	5.750
40	Western Alliance Bank, Phoenix, AZ 5.5 6/17/2024	12/18/2023	6/17/2024	169	0.12	243,000.00	243,000.00	243,000.00	5.500
41	Winchester Saving Bank, Winchester, MA 5.55 12/4/2	12/5/2023	12/4/2024	339	0.12	236,000.00	236,000.00	236,000.00	5.550
42	Sub Total / Average Certificate of Deposits			235	4.52	8,960,000.00	8,960,000.00	8,960,000.00	5.509



BROWNSVILLE PUBLIC UTILITIES BOARD

Detail Distribution by Asset Class

	Description	Settlement Date	Maturity Date	Days To Maturity	% of Portfolio	Face Amount/Shares	Book Value	Market Value	Yield to Maturity
Investment Pools									
43	Texas CLASS			1	19.07	37,759,718.71	37,759,718.71	37,759,718.71	5.570
44	TexSTAR			1	2.75	5,441,596.14	5,441,596.14	5,441,596.14	5.360
45	TexPool			1	8.75	17,306,759.37	17,306,759.37	17,306,759.37	5.380
46	Texas DAILY			1	19.69	39,001,584.41	39,001,584.41	39,001,584.41	5.390
47	Texas TERM 5.54 9/6/2024	12/12/2023	9/6/2024	250	2.52	5,000,000.00	5,000,000.00	5,000,000.00	5.540
48	Texas TERM 5.54 9/6/2024	12/12/2023	9/6/2024	250	2.52	5,000,000.00	5,000,000.00	5,000,000.00	5.540
49	Texas Term 5.67 8/13/2024	11/20/2023	8/13/2024	226	2.52	5,000,000.00	5,000,000.00	5,000,000.00	5.670
50	Texas Term 5.67 8/7/2024	11/15/2023	8/7/2024	220	2.27	4,500,000.00	4,500,000.00	4,500,000.00	5.670
51	Texas TERM 5.71 3/21/2024	9/26/2023	3/21/2024	81	0.50	1,000,000.00	1,000,000.00	1,000,000.00	5.710
52	Texas TERM 5.72 3/26/2024	6/28/2023	3/26/2024	86	1.51	3,000,000.00	3,000,000.00	3,000,000.00	5.720
53	Texas TERM 5.81 6/17/2024	9/25/2023	6/17/2024	169	0.50	1,000,000.00	1,000,000.00	1,000,000.00	5.810
54	Texas TERM 5.82 5/6/2024	8/11/2023	5/6/2024	127	3.53	7,000,000.00	7,000,000.00	7,000,000.00	5.820
55	Texas TERM 5.89 4/8/2024	7/11/2023	4/8/2024	99	1.01	2,000,000.00	2,000,000.00	2,000,000.00	5.890
56	Sub Total / Average Investment Pools			47	67.17	133,009,658.63	133,009,658.63	133,009,658.63	5.513
US Treasury - Notes Bills									
57	T-Bill 0 3/14/2024	9/20/2023	3/14/2024	74	5.00	10,000,000.00	9,891,446.11	9,896,230.00	5.496
58	T-Bill 0 3/21/2024	9/27/2023	3/21/2024	81	4.99	10,000,000.00	9,880,750.00	9,886,230.00	5.517
59	T-Note 0.25 6/15/2024	6/14/2023	6/15/2024	167	4.94	10,000,000.00	9,784,033.34	9,781,640.00	5.167
60	T-Note 0.25 6/15/2024	6/23/2023	6/15/2024	167	3.46	7,000,000.00	6,844,539.10	6,847,148.00	5.309
61	T-Note 1.75 7/31/2024	8/4/2023	7/31/2024	213	4.95	10,000,000.00	9,797,508.42	9,811,330.00	5.369
62	Sub Total / Average US Treasury - Notes Bills			138	23.34	47,000,000.00	46,198,276.97	46,222,578.00	5.376
63	Total / Average			75	100	198,809,716.65	198,007,993.62	198,032,294.65	5.397

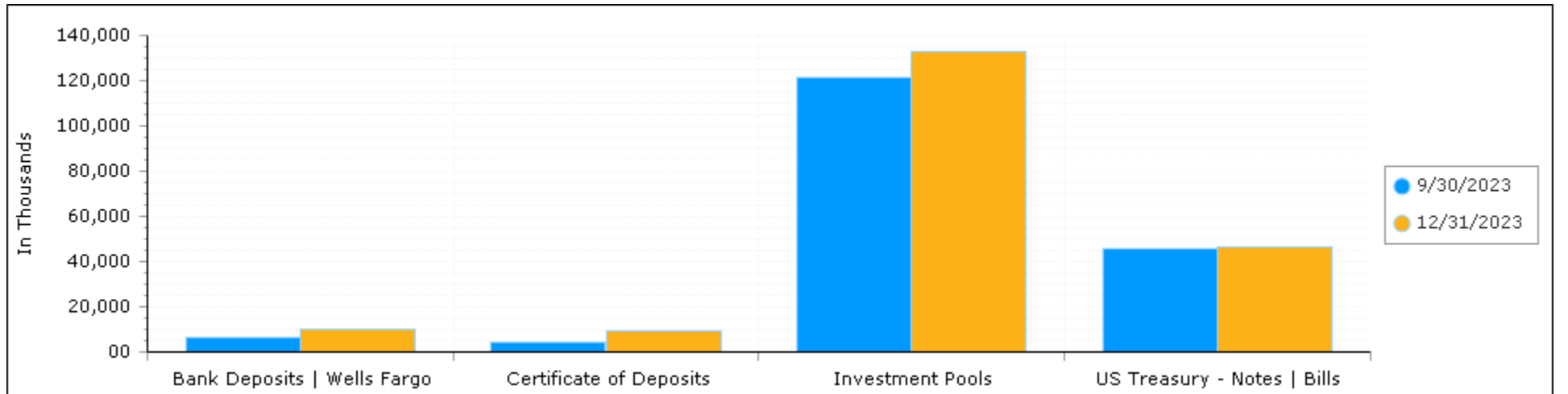


Brownsville Public Utility Board TX Distribution by Asset Class - Market Value Investment Portfolio

Begin Date: 9/30/2023, End Date: 12/31/2023

Asset Class Allocation				
Asset Class	Market Value 9/30/2023	% of Portfolio 9/30/2023	Market Value 12/31/2023	% of Portfolio 12/31/2023
Bank Deposits Wells Fargo	6,469,241.40	3.63	9,840,058.02	4.97
Certificate of Deposits	4,301,000.00	2.42	8,960,000.00	4.52
Investment Pools	121,724,579.27	68.35	133,009,658.63	67.17
US Treasury - Notes Bills	45,592,241.00	25.60	46,222,578.00	23.34
Total / Average	178,087,061.67	100.00	198,032,294.65	100.00

Portfolio Holdings



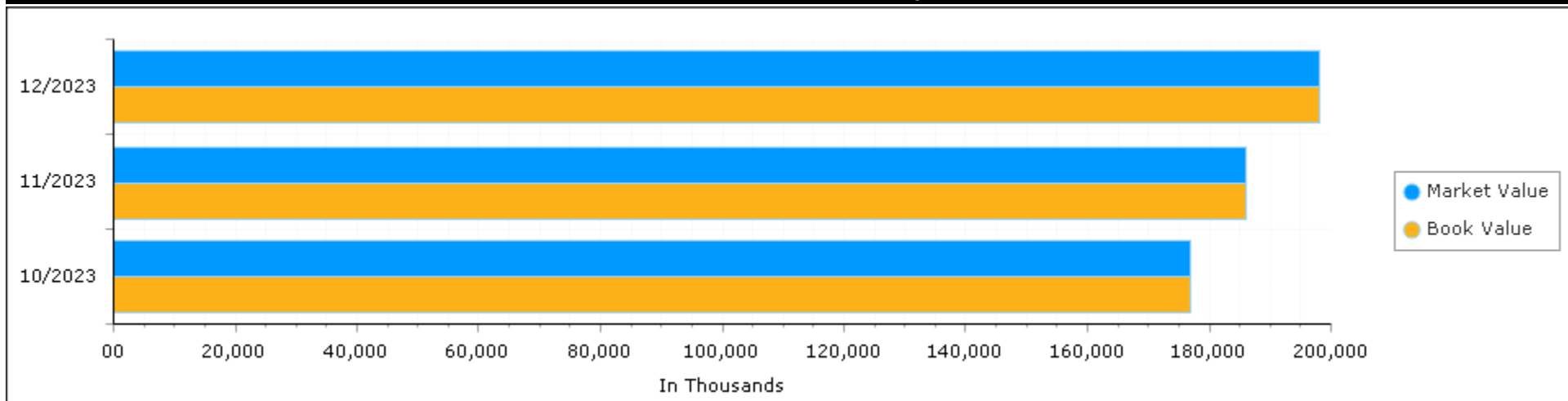


Brownsville Public Utility Board TX Portfolio Summary by Month Investment Portfolio

Begin Date: 10/31/2023, End Date: 12/31/2023

Month	Market Value	Book Value	Investment Income-BV	Yield to Maturity	3 Month Treasury	Days To Maturity
10/31/2023	176,781,859.59	176,827,917.69	788,977.94	5.29	5.34	74
11/30/2023	186,113,109.27	186,115,674.84	785,467.27	5.39	5.27	73
12/31/2023	198,032,294.65	198,007,993.62	864,111.57	5.40	5.24	75
Total / Average	186,975,754.50	186,983,862.05	2,438,556.78	5.36	5.28	74

Market Value / Book Value Comparison



Days to Maturity | Weighted Average Maturity



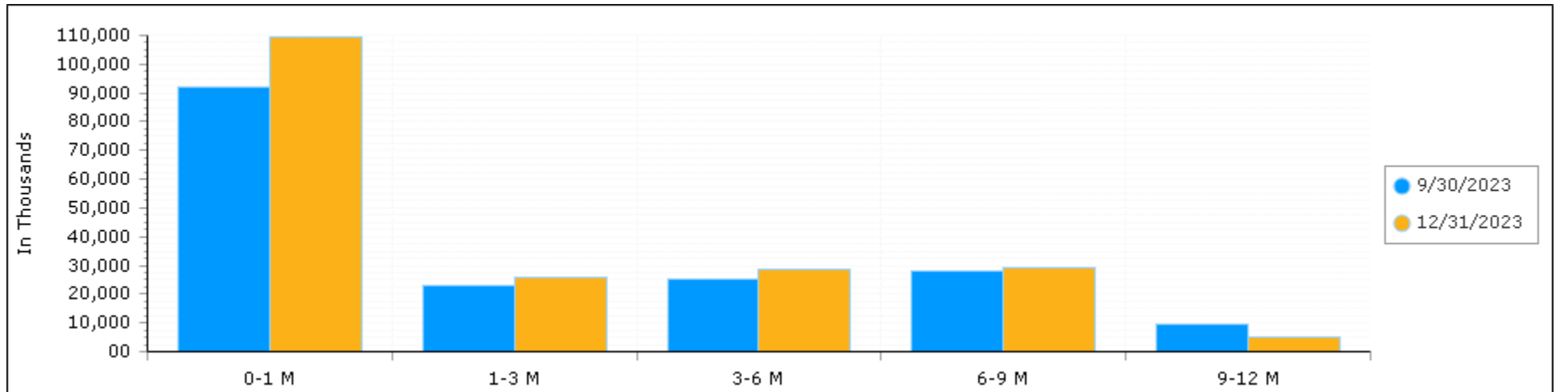
Brownsville Public Utility Board TX Distribution by Maturity Range - Market Value Investment Portfolio

Begin Date: 9/30/2023, End Date: 12/31/2023

Maturity Range Allocation

Maturity Range	Market Value 9/30/2023	% of Portfolio 9/30/2023	Market Value 12/31/2023	% of Portfolio 12/31/2023
0-1 Month	92,193,820.67	51.77	109,349,716.65	55.22
1-3 Months	22,960,000.00	12.89	25,701,460.00	12.98
3-6 Months	25,424,800.00	14.28	28,779,788.00	14.53
6-9 Months	27,810,391.00	15.62	29,311,330.00	14.80
9-12 Months	9,698,050.00	5.45	4,890,000.00	2.47
Total / Average	178,087,061.67	100.00	198,032,294.65	100.00

Portfolio Holdings





Purchases | Sold & Matured Brownsville Public Utility Board TX

Begin Date: 09/30/2023 | End Date: 12/31/2023

Trade Date	Settlement Date	Face Amount / Shares	Description	Principal Amount	Price	Portfolio
PURCHASES						
October 2023						
November 2023						
11/14/2023	11/15/2023	4,500,000.00	Texas TERM 5.67 8/7/2024	4,500,000.00	100.00	BPUB Capital Improvement Reserve
11/17/2023	11/20/2023	5,000,000.00	Texas TERM 5.67 8/13/2024	5,000,000.00	100.00	BPUB Capital Improvement
11/29/2023	11/29/2023	236,000.00	All Capital Bank, OK 5.65 11/29/2024	236,000.00	100.00	BPUB Operating Reserve
11/29/2023	11/29/2023	236,000.00	Bank Of Montgomery, LA 5.75 11/29/2024	236,000.00	100.00	BPUB Senior Lien Reserve
11/29/2023	11/29/2023	236,000.00	Schertz Bank & Trust, TX 5.75 11/29/2024	236,000.00	100.00	BPUB Operating Reserve
11/29/2023	11/29/2023	236,000.00	T Bank, TX 5.77 11/29/2024	236,000.00	100.00	BPUB Senior Lien Reserve
11/29/2023	11/29/2023	236,000.00	Tab Bank, UT 5.7 11/29/2024	236,000.00	100.00	BPUB Operating Reserve
11/29/2023	11/29/2023	236,000.00	West Pointe Bank, WI 5.75 11/29/2024	236,000.00	100.00	BPUB Operating Reserve
December 2023						
12/5/2023	12/5/2023	236,000.00	5Star Bank, Colorado Springs, CO 5.55 12/4/2024	236,000.00	100.00	BPUB Capital Improvement
12/5/2023	12/5/2023	236,000.00	Austin Capital Bank, Austin, TX 5.6 12/4/2024	236,000.00	100.00	BPUB Capital Improvement
12/5/2023	12/5/2023	168,000.00	Capital Community Bank, Provo, UT 5.5 12/4/2024	168,000.00	100.00	BPUB Capital Improvement
12/5/2023	12/5/2023	236,000.00	Corner Stone Bank 5.55 12/4/2024	236,000.00	100.00	BPUB Capital Improvement
12/5/2023	12/5/2023	236,000.00	Crossfirst Bank, Leawood, KS 5.5 12/4/2024	236,000.00	100.00	BPUB Capital Improvement
12/5/2023	12/5/2023	236,000.00	First Guaranty Bank, Hammond, LA 5.65 12/4/2024	236,000.00	100.00	BPUB Capital Improvement
12/5/2023	12/5/2023	236,000.00	First State Bank of Dequeen, Dequeen, AR 5.5 12/4/2024	236,000.00	100.00	BPUB Capital Improvement
12/5/2023	12/5/2023	236,000.00	Gbank, Las Vegas, NV 5.7 12/4/2024	236,000.00	100.00	BPUB Capital Improvement
12/5/2023	12/5/2023	236,000.00	Global Bank, New York, NY 5.55 12/4/2024	236,000.00	100.00	BPUB Capital Improvement
12/5/2023	12/5/2023	236,000.00	Patriot Bank, N.A., Stamford, CT 5.55 12/4/2024	236,000.00	100.00	BPUB Capital Improvement
12/5/2023	12/5/2023	236,000.00	The First National Bank of Gilbert, Gilbert, MN 5.5 12/4/2024	236,000.00	100.00	BPUB Capital Improvement
12/5/2023	12/5/2023	236,000.00	Valley State Bank, Syracuse, KS 5.6 12/4/2024	236,000.00	100.00	BPUB Capital Improvement
12/5/2023	12/5/2023	236,000.00	Winchester Saving Bank, Winchester, MA 5.55 12/4/2024	236,000.00	100.00	BPUB Capital Improvement
12/12/2023	12/12/2023	5,000,000.00	Texas TERM 5.54 9/6/2024	5,000,000.00	100.00	BPUB Capital Improvement
12/12/2023	12/12/2023	5,000,000.00	Texas TERM 5.54 9/6/2024	5,000,000.00	100.00	BPUB Operating Reserve
12/14/2023	12/14/2023	237,000.00	Cibc, Chicago, IL 5.4 12/13/2024	237,000.00	100.00	BPUB Workers Compensation
12/14/2023	12/14/2023	237,000.00	Eastbank, Na, New York, NY 5.4 12/13/2024	237,000.00	100.00	BPUB Workers Compensation
12/18/2023	12/18/2023	243,000.00	Community Bank & Trust West Georgia, Lagrange, GA 5.5 6/17/2024	243,000.00	100.00	BPUB Workers Compensation
12/18/2023	12/18/2023	243,000.00	Leader Bank, Arlington, MA 5.5 6/17/2024	243,000.00	100.00	BPUB Workers Compensation
12/18/2023	12/18/2023	243,000.00	Western Alliance Bank, Phoenix, AZ 5.5 6/17/2024	243,000.00	100.00	BPUB Workers Compensation
TOTAL		25,119,000.00				



Purchases | Sold & Matured Brownsville Public Utility Board TX

Begin Date: 09/30/2023 | End Date: 12/31/2023

Trade Date	Settlement Date	Face Amount / Shares	Description	Principal Amount	Price	Portfolio
SOLD MATURED						
October 2023						
November 2023						
11/15/2023	11/15/2023	4,000,000.00	Texas TERM 5.24 11/15/2023	4,000,000.00		BPUB Capital Improvement Reserve
11/17/2023	11/17/2023	5,000,000.00	Texas TERM 5.54 11/17/2023	5,000,000.00		BPUB Capital Improvement
December 2023						
12/11/2023	12/11/2023	5,000,000.00	Texas TERM 5.31 12/11/2023	5,000,000.00		BPUB Capital Improvement
12/11/2023	12/11/2023	5,000,000.00	Texas TERM 5.31 12/11/2023	5,000,000.00		BPUB Operating Reserve
12/15/2023	12/15/2023	1,000,000.00	Texas TERM 5.59 12/15/2023	1,000,000.00		BPUB Health Insurance
12/18/2023	12/18/2023	240,000.00	First Internet Bank Of Indiana, IN 5.48 12/18/2023	240,000.00		BPUB Workers Compensation
12/18/2023	12/18/2023	240,000.00	First Mid-Illinois Bank & Trust, IL 5.41 12/18	240,000.00		BPUB Workers Compensation
12/18/2023	12/18/2023	240,000.00	Pinnacle Bank, GA 5.25 12/18/2023	240,000.00		BPUB Workers Compensation
12/18/2023	12/18/2023	240,000.00	Royal Business Bank, CA 5.45 12/18/2023	240,000.00		BPUB Workers Compensation
12/20/2023	12/20/2023	2,000,000.00	Texas TERM 5.62 12/20/2023	2,000,000.00		BPUB Improvement Impact Fees
TOTAL		22,960,000.00				



Brownsville Public Utility Board TX Portfolio Holdings by Portfolio Name Investment Portfolio

Date: 12/31/2023

Description	Face Amount / Shares	Settlement Date	Cost Value	Market Price	Market Value	% Portfolio	Credit Rating	Days To Call/Maturity
CUSIP		YTM @ Cost	Book Value	YTM @ Market	Accrued Interest	Unre. Gain/Loss	Credit Rating	Duration To Maturity
BPUB Capital Improvement								
5Star Bank, Colorado Springs, CO 5.55 12/4/2024		12/5/2023	236,000.00	100.00	236,000.00	0.12%	NR	339
CDB2106-120424I	236,000.00	5.55	236,000.00	5.55	933.01	0.00	NR	0.93
Austin Capital Bank, Austin, TX 5.6 12/4/2024		12/5/2023	236,000.00	100.00	236,000.00	0.12%	NR	339
CDB2106-120424D	236,000.00	5.60	236,000.00	5.60	941.41	0.00	NR	0.93
Capital Community Bank, Provo, UT 5.5 12/4/2024		12/5/2023	168,000.00	100.00	168,000.00	0.08%	NR	339
CDB2106-120424L	168,000.00	5.50	168,000.00	5.50	658.19	0.00	NR	0.93
Corner Stone Bank 5.55 12/4/2024		12/5/2023	236,000.00	100.00	236,000.00	0.12%	NR	339
CDB2106-120424E	236,000.00	5.55	236,000.00	5.55	933.01	0.00	NR	0.93
Crossfirst Bank, Leawood, KS 5.5 12/4/2024		12/5/2023	236,000.00	100.00	236,000.00	0.12%	NR	339
CDB2106-120424M	236,000.00	5.50	236,000.00	5.50	924.60	0.00	NR	0.93
First Guaranty Bank, Hammond, LA 5.65 12/4/2024		12/5/2023	236,000.00	100.00	236,000.00	0.12%	NR	339
CDB2106-120424B	236,000.00	5.65	236,000.00	5.65	949.82	0.00	NR	0.93
First State Bank of Dequeen, Dequeen, AR 5.5 12/4/		12/5/2023	236,000.00	100.00	236,000.00	0.12%	NR	339
CDB2106-120424K	236,000.00	5.50	236,000.00	5.50	924.60	0.00	NR	0.93
Gbank, Las Vegas, NV 5.7 12/4/2024		12/5/2023	236,000.00	100.00	236,000.00	0.12%	NR	339
CDB2106-120424A	236,000.00	5.70	236,000.00	5.70	958.22	0.00	NR	0.93
Global Bank, New York, NY 5.55 12/4/2024		12/5/2023	236,000.00	100.00	236,000.00	0.12%	NR	339
CDB2106-120424F	236,000.00	5.55	236,000.00	5.55	933.01	0.00	NR	0.93
Patriot Bank, N.A., Stamford, CT 5.55 12/4/2024		12/5/2023	236,000.00	100.00	236,000.00	0.12%	NR	339
CDB2106-120424G	236,000.00	5.55	236,000.00	5.55	933.01	0.00	NR	0.93
T-Bill 0 3/14/2024		9/20/2023	9,741,817.77	98.96	9,896,230.00	5%	S&P-AA+	74
912797GX9	10,000,000.00	5.50	9,891,446.11	5.17	0.00	4,783.89	Moody's-Aaa	0.2

- YTM @ Cost | Yield to Maturity at Cost Value
- Days to Maturity | Weighted Average Maturity
- All securities are held to maturity, unrealized gains or losses are not applicable



Brownsville Public Utility Board TX Portfolio Holdings by Portfolio Name Investment Portfolio

Date: 12/31/2023

Description	Face Amount / Shares	Settlement Date	Cost Value	Market Price	Market Value	% Portfolio	Credit Rating	Days To Call/Maturity
CUSIP		YTM @ Cost	Book Value	YTM @ Market	Accrued Interest	Unre. Gain/Loss	Credit Rating	Duration To Maturity
Texas CLASS Capital Improvement LGIP		9/30/2022	23,436,637.50	100.00	23,436,637.50	11.84%	NR	1
TC-BPUB-0011	23,436,637.50	5.57	23,436,637.50	5.57		0.00	S&P-AAAm	0
Texas DAILY Capital Improvement LGIP		9/30/2022	9,381,658.41	100.00	9,381,658.41	4.74%	NR	1
TD-BPUB-2106	9,381,658.41	5.39	9,381,658.41	5.39		0.00	Fitch-AAAmf	0
Texas TERM 5.54 9/6/2024		12/12/2023	5,000,000.00	100.00	5,000,000.00	2.53%	NR	250
TTB2106-090624	5,000,000.00	5.54	5,000,000.00	5.54	14,379.78	0.00	NR	0.68
Texas Term 5.67 8/13/2024		11/20/2023	5,000,000.00	100.00	5,000,000.00	2.53%	NR	226
TTB2106-081324	5,000,000.00	5.67	5,000,000.00	5.67	31,758.20	0.00	NR	0.62
TexPool Capital Improvement LGIP		9/30/2022	10,170,638.91	100.00	10,170,638.91	5.14%	NR	1
TP-BPUB-0010	10,170,638.91	5.38	10,170,638.91	5.38		0.00	S&P-AAAm	0
TexSTAR CIP Fund LGIP		9/30/2022	2,001,000.00	100.00	2,001,000.00	1.01%	NR	1
TS-BPUB-2550	2,001,000.00	5.36	2,001,000.00	5.36		0.00	S&P-AAAm	0
The First National Bank of Gilbert, Gilbert, MN 5.		12/5/2023	236,000.00	100.00	236,000.00	0.12%	NR	339
CDB2106-120424J	236,000.00	5.55	236,000.00	5.55	933.01	0.00	NR	0.93
T-Note 1.75 7/31/2024		8/4/2023	9,655,859.38	98.11	9,811,330.00	4.95%	Moody's-Aaa	213
912828Y87	10,000,000.00	5.37	9,797,508.42	5.07	72,758.15	13,821.58	S&P-AA+	0.58
Valley State Bank, Syracuse, KS 5.6 12/4/2024		12/5/2023	236,000.00	100.00	236,000.00	0.12%	NR	339
CDB2106-120424C	236,000.00	5.60	236,000.00	5.60	941.41	0.00	NR	0.93
Wells Fargo IN Capital Improvement MM		9/30/2022	2,979,883.97	100.00	2,979,883.97	1.5%	NR	1
WF-BPUB-IN8372	2,979,883.97	5.20	2,979,883.97	5.20		0.00	NR	0
Wells Fargo PC Capital Improvement Cash		9/30/2022	153,189.05	100.00	153,189.05	0.08%	NR	1
WF-BPUB-PC2489	153,189.05	1.65	153,189.05	1.65		0.00	NR	0
Winchester Saving Bank, Winchester, MA 5.55 12/4/2		12/5/2023	236,000.00	100.00	236,000.00	0.12%	NR	339
CDB2106-120424H	236,000.00	5.55	236,000.00	5.55	933.01	0.00	NR	0.93

- YTM @ Cost | Yield to Maturity at Cost Value
- Days to Maturity | Weighted Average Maturity
- All securities are held to maturity, unrealized gains or losses are not applicable



Brownsville Public Utility Board TX Portfolio Holdings by Portfolio Name Investment Portfolio

Date: 12/31/2023

Description	Face Amount / Shares	Settlement Date	Cost Value	Market Price	Market Value	% Portfolio	Credit Rating	Days To Call/Maturity
CUSIP		YTM @ Cost	Book Value	YTM @ Market	Accrued Interest	Unre. Gain/Loss	Credit Rating	Duration To Maturity
			80,520,684.99		80,830,567.84	40.84%		78
Sub Total BPUB Capital Improvement	81,123,007.84	5.47	80,811,962.37	5.39	130,792.44	18,605.47		0.21
BPUB Capital Improvement Reserve								
American Plus Bank, CA 5.4 3/25/2024		6/27/2023	240,000.00	100.00	240,000.00	0.12%	NR	85
CDB2108-032524B	240,000.00	5.40	240,000.00	5.40	6,639.78	0.00	NR	0.23
First State Bank & Trust Company, MO 5.65 3/25		6/27/2023	239,000.00	100.00	239,000.00	0.12%	NR	85
CDB2108-032524A	239,000.00	5.65	239,000.00	5.65	6,918.23	0.00	NR	0.23
Georgia Primary Bank, GA 5.4 3/25/2024		6/27/2023	240,000.00	100.00	240,000.00	0.12%	NR	85
CDB2108-032524D	240,000.00	5.40	240,000.00	5.40	6,639.78	0.00	NR	0.23
Preferred Bank, CA 5.35 3/25/2024		6/27/2023	240,000.00	100.00	240,000.00	0.12%	NR	85
CDB2108-032524C	240,000.00	5.35	240,000.00	5.35	6,578.30	0.00	NR	0.23
Texas DAILY Capital Improvement R LGIP		9/30/2022	2,859.27	100.00	2,859.27	0%	NR	1
TD-BPUB-2108	2,859.27	5.39	2,859.27	5.39		0.00	Fitch-AAAmf	0
Texas Term 5.67 8/7/2024		11/15/2023	4,500,000.00	100.00	4,500,000.00	2.27%	NR	220
TTB2108-080724	4,500,000.00	5.67	4,500,000.00	5.67	32,068.03	0.00	NR	0.6
TexPool Capital Improvement R LGIP		9/30/2022	333.99	100.00	333.99	0%	NR	1
TP-BPUB-0017	333.99	5.38	333.99	5.38		0.00	S&P-AAAm	0
T-Note 0.25 6/15/2024		6/14/2023	9,525,390.63	97.82	9,781,640.00	4.94%	Moodys-Aaa	167
91282CCG4	10,000,000.00	5.17	9,784,033.34	5.15	1,092.90	-2,393.34	S&P-AA+	0.46
			14,987,583.89		15,243,833.26	7.69%		177
Sub Total BPUB Capital Improvement Reserve	15,462,193.26	5.33	15,246,226.60	5.32	59,937.02	-2,393.34		0.49
BPUB City Transfer								
TexPool City Transfer LGIP		9/30/2022	1,668,020.64	100.00	1,668,020.64	0.84%	NR	1
TP-BPUB-0003	1,668,020.64	5.38	1,668,020.64	5.38		0.00	S&P-AAAm	0
			1,668,020.64		1,668,020.64	0.84%		1
Sub Total BPUB City Transfer	1,668,020.64	5.38	1,668,020.64	5.38		0.00		0

- YTM @ Cost | Yield to Maturity at Cost Value
- Days to Maturity | Weighted Average Maturity
- All securities are held to maturity, unrealized gains or losses are not applicable



Brownsville Public Utility Board TX Portfolio Holdings by Portfolio Name Investment Portfolio

Date: 12/31/2023

Description	Face Amount / Shares	Settlement Date	Cost Value	Market Price	Market Value	% Portfolio	Credit Rating	Days To Call/Maturity
CUSIP		YTM @ Cost	Book Value	YTM @ Market	Accrued Interest	Unre. Gain/Loss	Credit Rating	Duration To Maturity
BPUB Clearing Account								
Texas DAILY I Clearing Fund LGIP		6/30/2023	2,250,000.00	100.00	2,250,000.00	1.14%	NR	1
TD-BPUB-2117	2,250,000.00	5.39	2,250,000.00	5.39		0.00	Fitch-AAAmf	0
			2,250,000.00		2,250,000.00	1.14%		1
Sub Total BPUB Clearing Account	2,250,000.00	5.39	2,250,000.00	5.39		0.00		0
BPUB Commercial Paper								
Wells Fargo PC Commercial Paper Cash		9/30/2022	3.29	100.00	3.29	0%	NR	1
WF-BPUB-PC2265	3.29	1.65	3.29	1.65		0.00	NR	0
			3.29		3.29	0%		1
Sub Total BPUB Commercial Paper	3.29	1.65	3.29	1.65		0.00		0
BPUB Dental Insurance								
Texas CLASS Dental Insurance LGIP		9/30/2022	1,195,357.28	100.00	1,195,357.28	0.6%	NR	1
TC-BPUB-0013	1,195,357.28	5.57	1,195,357.28	5.57		0.00	S&P-AAAm	0
Wells Fargo PC Dental Insurance Cash		9/30/2022	7,721.18	100.00	7,721.18	0%	NR	1
WF-BPUB-PC5356	7,721.18	1.65	7,721.18	1.65		0.00	NR	0
			1,203,078.46		1,203,078.46	0.6%		1
Sub Total BPUB Dental Insurance	1,203,078.46	5.54	1,203,078.46	5.54		0.00		0
BPUB Flexible Spending								
Texas DAILY I Flexible Spending LGIP		6/30/2023	201,157.07	100.00	201,157.07	0.1%	NR	1
TD-BPUB-2118	201,157.07	5.39	201,157.07	5.39		0.00	Fitch-AAAmf	0
Wells Fargo PC Flexible Spending Cash		9/30/2022	51,506.95	100.00	51,506.95	0.03%	NR	1
WF-BPUB-PC6312	51,506.95	1.65	51,506.95	1.65		0.00	NR	0
			252,664.02		252,664.02	0.13%		1
Sub Total BPUB Flexible Spending	252,664.02	4.63	252,664.02	4.63		0.00		0
BPUB Health Insurance								
Texas CLASS Health Insurance LGIP		12/22/2022	1,654,944.03	100.00	1,654,944.03	0.84%	NR	1
TC-BPUB-0003	1,654,944.03	5.57	1,654,944.03	5.57		0.00	S&P-AAAm	0

- YTM @ Cost | Yield to Maturity at Cost Value
- Days to Maturity | Weighted Average Maturity
- All securities are held to maturity, unrealized gains or losses are not applicable



Brownsville Public Utility Board TX Portfolio Holdings by Portfolio Name Investment Portfolio

Date: 12/31/2023

Description	Face Amount / Shares	Settlement Date	Cost Value	Market Price	Market Value	% Portfolio	Credit Rating	Days To Call/Maturity
CUSIP		YTM @ Cost	Book Value	YTM @ Market	Accrued Interest	Unre. Gain/Loss	Credit Rating	Duration To Maturity
Texas DAILY Health Insurance LGIP		9/30/2022	284,878.93	100.00	284,878.93	0.14%	NR	1
TD-BPUB-2109	284,878.93	5.39	284,878.93	5.39		0.00	Fitch-AAAmf	0
Texas TERM 5.71 3/21/2024		9/26/2023	1,000,000.00	100.00	1,000,000.00	0.51%	NR	81
TTB2109-032124	1,000,000.00	5.71	1,000,000.00	5.71	14,977.05	0.00	NR	0.22
TexPool Health Insurance LGIP		9/30/2022	1.00	100.00	1.00	0%	NR	1
TP-BPUB-0006	1.00	5.38	1.00	5.38		0.00	S&P-AAAm	0
TexSTAR Health Insurance LGIP		9/30/2022	1.00	100.00	1.00	0%	NR	1
TS-BPUB-2220	1.00	5.36	1.00	5.36		0.00	S&P-AAAm	0
Wells Fargo IN Health Insurance MM		9/30/2022	290,459.92	100.00	290,459.92	0.15%	NR	1
WF-BPUB-IN1950	290,459.92	5.20	290,459.92	5.20		0.00	NR	0
Wells Fargo PC Health Insurance Cash		9/30/2022	133,103.13	100.00	133,103.13	0.07%	NR	1
WF-BPUB-PC2299	133,103.13	1.65	133,103.13	1.65		0.00	NR	0
Sub Total BPUB Health Insurance	3,363,388.01	5.41	3,363,388.01	5.41	14,977.05	1.71%		25
BPUB Improvement Impact Fees								
Texas CLASS Improvement IF LGIP		9/30/2022	6,409,114.18	100.00	6,409,114.18	3.24%	NR	1
TC-BPUB-0004	6,409,114.18	5.57	6,409,114.18	5.57		0.00	S&P-AAAm	0
Texas DAILY Improvement IF LGIP		9/30/2022	1,748,239.29	100.00	1,748,239.29	0.88%	NR	1
TD-BPUB-2115	1,748,239.29	5.39	1,748,239.29	5.39		0.00	Fitch-AAAmf	0
Texas TERM 5.72 3/26/2024		6/28/2023	3,000,000.00	100.00	3,000,000.00	1.52%	NR	86
TTB2115-032624	3,000,000.00	5.72	3,000,000.00	5.72	87,206.56	0.00	NR	0.24
Texas TERM 5.81 6/17/2024		9/25/2023	1,000,000.00	100.00	1,000,000.00	0.51%	NR	169
TTB2115-061724	1,000,000.00	5.81	1,000,000.00	5.81	15,398.09	0.00	NR	0.46
TexPool Improvement IF LGIP		9/30/2022	53,122.48	100.00	53,122.48	0.03%	NR	1
TP-BPUB-0008	53,122.48	5.38	53,122.48	5.38		0.00	S&P-AAAm	0

- YTM @ Cost | Yield to Maturity at Cost Value
- Days to Maturity | Weighted Average Maturity
- All securities are held to maturity, unrealized gains or losses are not applicable



Brownsville Public Utility Board TX Portfolio Holdings by Portfolio Name Investment Portfolio

Date: 12/31/2023

Description	Face Amount / Shares	Settlement Date	Cost Value	Market Price	Market Value	% Portfolio	Credit Rating	Days To Call/Maturity
CUSIP		YTM @ Cost	Book Value	YTM @ Market	Accrued Interest	Unre. Gain/Loss	Credit Rating	Duration To Maturity
TexSTAR Improvement Impact Fees LGIP		9/30/2022	12.27	100.00	12.27	0%	NR	1
TS-BPUB-2551	12.27	5.36	12.27	5.36		0.00	S&P-AAAm	0
Wells Fargo PC Impact Fees Cash		9/30/2022	10,497.30	100.00	10,497.30	0.01%	NR	1
WF-BPUB-PC2307	10,497.30	1.65	10,497.30	1.65		0.00	NR	0
Sub Total BPUB Improvement Impact Fees	12,220,985.52	5.60	12,220,985.52	5.60	12,220,985.52	6.19%	0.00	36
BPUB Improvement Water Rights								
Texas DAILY Improvement Water LGIP		9/30/2022	965,133.97	100.00	965,133.97	0.49%	NR	1
TD-BPUB-2107	965,133.97	5.39	965,133.97	5.39		0.00	Fitch-AAAmf	0
TexPool Improvement Water LGIP		9/30/2022	3,297,306.64	100.00	3,297,306.64	1.67%	NR	1
TP-BPUB-0009	3,297,306.64	5.38	3,297,306.64	5.38		0.00	S&P-AAAm	0
TexSTAR Improvement Water LGIP		9/30/2022	0.02	100.00	0.02	0%	NR	1
TS-BPUB-2552	0.02	5.36	0.02	5.36		0.00	S&P-AAAm	0
Sub Total BPUB Improvement Water Rights	4,262,440.63	5.38	4,262,440.63	5.38	4,262,440.63	2.16%	0.00	0
BPUB Junior Lien Debt Service I & S								
Texas DAILY Junior DS I & S LGIP		9/30/2022	20,086.02	100.00	20,086.02	0.01%	NR	1
TD-BPUB-2102	20,086.02	5.39	20,086.02	5.39		0.00	Fitch-AAAmf	0
TexPool Junior DS I & S LGIP		9/30/2022	2.99	100.00	2.99	0%	NR	1
TP-BPUB-0015	2.99	5.38	2.99	5.38		0.00	S&P-AAAm	0
Sub Total BPUB Junior Lien Debt Service I & S	20,089.01	5.39	20,089.01	5.39	20,089.01	0.01%	0.00	0
BPUB Junior Lien Reserve								
Texas DAILY Jr. Lien Reserve LGIP		7/31/2023	108,165.61	100.00	108,165.61	0.05%	Fitch-AAAmf	1
TD-BPUB-2119	108,165.61	5.39	108,165.61	5.39		0.00	None	0

- YTM @ Cost | Yield to Maturity at Cost Value
- Days to Maturity | Weighted Average Maturity
- All securities are held to maturity, unrealized gains or losses are not applicable



Brownsville Public Utility Board TX Portfolio Holdings by Portfolio Name Investment Portfolio

Date: 12/31/2023

Description	Face Amount / Shares	Settlement Date	Cost Value	Market Price	Market Value	% Portfolio	Credit Rating	Days To Call/Maturity
CUSIP		YTM @ Cost	Book Value	YTM @ Market	Accrued Interest	Unre. Gain/Loss	Credit Rating	Duration To Maturity
			108,165.61		108,165.61	0.05%		1
Sub Total BPUB Junior Lien Reserve	108,165.61	5.39	108,165.61	5.39		0.00		0
BPUB Meter Deposit								
Texas DAILY Meter Deposit LGIP		9/30/2022	2,224,581.07	100.00	2,224,581.07	1.12%	NR	1
TD-BPUB-2113	2,224,581.07	5.39	2,224,581.07	5.39		0.00	Fitch-AAAmmf	0
Texas TERM 5.89 4/8/2024		7/11/2023	2,000,000.00	100.00	2,000,000.00	1.01%	NR	99
TTB2113-040824	2,000,000.00	5.89	2,000,000.00	5.89	55,681.42	0.00	NR	0.27
TexPool Meter Deposit LGIP		9/30/2022	352,470.60	100.00	352,470.60	0.18%	NR	1
TP-BPUB-0001	352,470.60	5.38	352,470.60	5.38		0.00	S&P-AAAm	0
TexSTAR Meter Deposit LGIP		9/30/2022	2,136,962.65	100.00	2,136,962.65	1.08%	NR	1
TS-BPUB-0850	2,136,962.65	5.36	2,136,962.65	5.36		0.00	S&P-AAAm	0
Wells Fargo PC Meter Deposit Cash		9/30/2022	28,303.93	100.00	28,303.93	0.01%	NR	1
WF-BPUB-PC2434	28,303.93	1.65	28,303.93	1.65		0.00	NR	0
			6,742,318.25		6,742,318.25	3.4%		30
Sub Total BPUB Meter Deposit	6,742,318.25	5.51	6,742,318.25	5.51	55,681.42	0.00		0.08
BPUB Operating Reserve								
All Capital Bank, OK 5.65 11/29/2024		11/29/2023	236,000.00	100.00	236,000.00	0.12%	NR	334
CDB2100-112924A	236,000.00	5.65	236,000.00	5.65	1,169.01	0.00	NR	0.92
Financial Federal Savings Bank, Memphis, TN 5.25 5		5/16/2023	237,000.00	100.00	237,000.00	0.12%	NR	136
CDB2100-051524C	237,000.00	5.25	237,000.00	5.25	7,806.39	0.00	NR	0.37
First Bank of Ohio, OH 5.25 5/15/2024		5/16/2023	237,000.00	100.00	237,000.00	0.12%	NR	136
CDB2100-051524B	237,000.00	5.25	237,000.00	5.25	7,806.39	0.00	NR	0.37
Nexbank, Ssb, TX 5.35 5/15/2024		5/16/2023	237,000.00	100.00	237,000.00	0.12%	NR	136
CDB2100-051524D	237,000.00	5.35	237,000.00	5.35	7,955.08	0.00	NR	0.37
Northeast Community, NY 5.25 5/15/2024		5/16/2023	237,000.00	100.00	237,000.00	0.12%	NR	136
CDB2100-051524A	237,000.00	5.25	237,000.00	5.25	7,806.39	0.00	NR	0.37

- YTM @ Cost | Yield to Maturity at Cost Value
- Days to Maturity | Weighted Average Maturity
- All securities are held to maturity, unrealized gains or losses are not applicable



Brownsville Public Utility Board TX Portfolio Holdings by Portfolio Name Investment Portfolio

Date: 12/31/2023

Description	Face Amount / Shares	Settlement Date	Cost Value	Market Price	Market Value	% Portfolio	Credit Rating	Days To Call/Maturity
CUSIP		YTM @ Cost	Book Value	YTM @ Market	Accrued Interest	Unre. Gain/Loss	Credit Rating	Duration To Maturity
Schertz Bank & Trust, TX 5.75 11/29/2024		11/29/2023	236,000.00	100.00	236,000.00	0.12%	NR	334
CDB2100-112924B	236,000.00	5.75	236,000.00	5.75	1,189.70	0.00	NR	0.92
Tab Bank, UT 5.7 11/29/2024		11/29/2023	236,000.00	100.00	236,000.00	0.12%	NR	334
CDB2100-112924C	236,000.00	5.70	236,000.00	5.70	1,179.35	0.00	NR	0.92
T-Bill 0 3/21/2024		9/27/2023	9,740,888.90	98.86	9,886,230.00	4.99%	Moody's-Aaa	81
912797LL9	10,000,000.00	5.52	9,880,750.00	5.19	0.00	5,480.00	S&P-AA+	0.22
Texas DAILY Operating Reserve LGIP		9/30/2022	333,067.55	100.00	333,067.55	0.17%	NR	1
TD-BPUB-2100	333,067.55	5.39	333,067.55	5.39		0.00	Fitch-AAAmf	0
Texas TERM 5.54 9/6/2024		12/12/2023	5,000,000.00	100.00	5,000,000.00	2.53%	NR	250
TTB2100-090624	5,000,000.00	5.54	5,000,000.00	5.54	14,379.78	0.00	NR	0.68
TexPool Operating Reserve LGIP		9/30/2022	368.65	100.00	368.65	0%	NR	1
TP-BPUB-0013	368.65	5.38	368.65	5.38		0.00	S&P-AAAm	0
Wells Fargo IN Operating R MM		9/30/2022	36,110.58	100.00	36,110.58	0.02%	NR	1
WF-BPUB-IN9677	36,110.58	5.20	36,110.58	5.20		0.00	NR	0
West Pointe Bank, WI 5.75 11/29/2024		11/29/2023	236,000.00	100.00	236,000.00	0.12%	NR	334
CDB2100-112924D	236,000.00	5.75	236,000.00	5.75	1,189.70	0.00	NR	0.92
			17,002,435.68		17,147,776.78	8.67%		146
Sub Total BPUB Operating Reserve	17,261,546.78	5.52	17,142,296.78	5.33	50,481.79	5,480.00		0.4
BPUB Plant								
Texas CLASS Plant LGIP		9/30/2022	3,649,551.44	100.00	3,649,551.44	1.84%	NR	1
TC-BPUB-0012	3,649,551.44	5.57	3,649,551.44	5.57		0.00	S&P-AAAm	0
Texas DAILY Plant Fund LGIP		9/30/2022	6,706,913.87	100.00	6,706,913.87	3.39%	NR	1
TD-BPUB-2105	6,706,913.87	5.39	6,706,913.87	5.39		0.00	Fitch-AAAmf	0
TexPool Plant LGIP		9/30/2022	1,686,898.79	100.00	1,686,898.79	0.85%	NR	1
TP-BPUB-0004	1,686,898.79	5.38	1,686,898.79	5.38		0.00	S&P-AAAm	0

- YTM @ Cost | Yield to Maturity at Cost Value
- Days to Maturity | Weighted Average Maturity
- All securities are held to maturity, unrealized gains or losses are not applicable



Brownsville Public Utility Board TX Portfolio Holdings by Portfolio Name Investment Portfolio

Date: 12/31/2023

Description	Face Amount / Shares	Settlement Date	Cost Value	Market Price	Market Value	% Portfolio	Credit Rating	Days To Call/Maturity
CUSIP		YTM @ Cost	Book Value	YTM @ Market	Accrued Interest	Unre. Gain/Loss	Credit Rating	Duration To Maturity
TexSTAR Plant Fund LGIP		9/30/2022	103,620.20	100.00	103,620.20	0.05%	NR	1
TS-BPUB-1650	103,620.20	5.36	103,620.20	5.36		0.00	S&P-AAAm	0
Wells Fargo IN Plant MM		1/27/2023	2,718,828.27	100.00	2,718,828.27	1.37%	NR	1
WF-BPUB-IN9679	2,718,828.27	5.20	2,718,828.27	5.20		0.00	NR	0
Wells Fargo PC Plant Cash		9/30/2022	3,390,960.94	100.00	3,390,960.94	1.71%	NR	1
WF-BPUB-PC6723	3,390,960.94	1.65	3,390,960.94	1.65		0.00	NR	0
Sub Total BPUB Plant	18,256,773.51	4.70	18,256,773.51	4.70	18,256,773.51	9.21%	0.00	1
BPUB Resaca Fee								
Texas DAILY Resaca Fee LGIP		6/30/2023	4,370,504.17	100.00	4,370,504.17	2.21%	NR	1
TD-BPUB-2116	4,370,504.17	5.39	4,370,504.17	5.39		0.00	Fitch-AAAmf	0
Sub Total BPUB Resaca Fee	4,370,504.17	5.39	4,370,504.17	5.39	4,370,504.17	2.21%	0.00	1
BPUB Senior Debt Service I & S								
Texas DAILY Senior DS I & S LGIP		9/30/2022	9,369,608.92	100.00	9,369,608.92	4.73%	NR	1
TD-BPUB-2104	9,369,608.92	5.39	9,369,608.92	5.39		0.00	Fitch-AAAmf	0
TexPool Senior DS I & S LGIP		9/30/2022	0.35	100.00	0.35	0%	NR	1
TP-BPUB-0014	0.35	5.38	0.35	5.38		0.00	S&P-AAAm	0
Sub Total BPUB Senior Debt Service I & S	9,369,609.27	5.39	9,369,609.27	5.39	9,369,609.27	4.73%	0.00	1
BPUB Senior Lien Reserve								
Bank Of Montgomery, LA 5.75 11/29/2024		11/29/2023	236,000.00	100.00	236,000.00	0.12%	NR	334
CDB2112-112924B	236,000.00	5.75	236,000.00	5.75	1,189.70	0.00	NR	0.92
Fieldpoint Private Bank & Trust, CT 5.25 4/5/2		4/6/2023	237,000.00	100.00	237,000.00	0.12%	NR	96
CDB2112-040524A	237,000.00	5.25	237,000.00	5.25	9,169.95	0.00	NR	0.26
Mainstreet Bank, VA 5.45 4/5/2024		4/6/2023	237,000.00	100.00	237,000.00	0.12%	NR	96
CDB2112-040524B	237,000.00	5.45	237,000.00	5.45	9,519.28	0.00	NR	0.26

- YTM @ Cost | Yield to Maturity at Cost Value
- Days to Maturity | Weighted Average Maturity
- All securities are held to maturity, unrealized gains or losses are not applicable



Brownsville Public Utility Board TX Portfolio Holdings by Portfolio Name Investment Portfolio

Date: 12/31/2023

Description	Face Amount / Shares	Settlement Date	Cost Value	Market Price	Market Value	% Portfolio	Credit Rating	Days To Call/Maturity
CUSIP		YTM @ Cost	Book Value	YTM @ Market	Accrued Interest	Unre. Gain/Loss	Credit Rating	Duration To Maturity
T Bank, TX 5.77 11/29/2024		11/29/2023	236,000.00	100.00	236,000.00	0.12%	NR	334
CDB2112-112924A	236,000.00	5.77	236,000.00	5.77	1,193.84	0.00	NR	0.92
Texas CLASS Senior Lien R LGIP		9/30/2022	91,869.17	100.00	91,869.17	0.05%	NR	1
TC-BPUB-0010	91,869.17	5.57	91,869.17	5.57		0.00	S&P-AAAm	0
Texas DAILY Senior Lien R LGIP		9/30/2022	246,605.19	100.00	246,605.19	0.12%	NR	1
TD-BPUB-2112	246,605.19	5.39	246,605.19	5.39		0.00	Fitch-AAAmmf	0
Texas TERM 5.82 5/6/2024		8/11/2023	7,000,000.00	100.00	7,000,000.00	3.54%	NR	127
TTB2112-050624	7,000,000.00	5.82	7,000,000.00	5.82	158,062.30	0.00	NR	0.35
TexPool Senior Lien R LGIP		9/30/2022	77,594.33	100.00	77,594.33	0.04%	NR	1
TP-BPUB-0011	77,594.33	5.38	77,594.33	5.38		0.00	S&P-AAAm	0
T-Note 0.25 6/15/2024		6/23/2023	6,666,736.51	97.82	6,847,148.00	3.46%	Moodys-Aaa	167
91282CCG4	7,000,000.00	5.31	6,844,539.10	5.15	765.03	2,608.90	S&P-AA+	0.46
Sub Total BPUB Senior Lien Reserve	15,362,068.69	5.56	15,206,607.79	5.49	179,900.10	7.69%		147
BPUB Share								
Texas CLASS Share LGIP		9/30/2022	1,322,245.11	100.00	1,322,245.11	0.67%	NR	1
TC-BPUB-0014	1,322,245.11	5.57	1,322,245.11	5.57		0.00	S&P-AAAm	0
Wells Fargo PC Share Cash		9/30/2022	504.67	100.00	504.67	0%	NR	1
WF-BPUB-PC2414	504.67	1.65	504.67	1.65		0.00	NR	0
Sub Total BPUB Share	1,322,749.78	5.57	1,322,749.78	5.57	1,322,749.78	0.67%		0
BPUB Workers Compensation								
Cibc, Chicago, IL 5.4 12/13/2024		12/14/2023	237,000.00	100.00	237,000.00	0.12%	NR	348
CDB2110-121324A	237,000.00	5.40	237,000.00	5.40	596.07	0.00	NR	0.95
Community Bank & Trust West Georgia, Lagrange,		12/18/2023	243,000.00	100.00	243,000.00	0.12%	NR	169
CDB2110-061724A	243,000.00	5.60	243,000.00	5.60	484.67	0.00	NR	0.46

- YTM @ Cost | Yield to Maturity at Cost Value
- Days to Maturity | Weighted Average Maturity
- All securities are held to maturity, unrealized gains or losses are not applicable



Brownsville Public Utility Board TX Portfolio Holdings by Portfolio Name Investment Portfolio

Date: 12/31/2023

Description	Face Amount / Shares	Settlement Date	Cost Value	Market Price	Market Value	% Portfolio	Credit Rating	Days To Call/Maturity
CUSIP		YTM @ Cost	Book Value	YTM @ Market	Accrued Interest	Unre. Gain/Loss	Credit Rating	Duration To Maturity
Cornerstone Bank, Nebraska, NE 5.4 3/18/2024		6/20/2023	240,000.00	100.00	240,000.00	0.12%	NR	78
CDB2110-031824C	240,000.00	5.40	240,000.00	5.40	6,888.33	0.00	NR	0.21
Eastbank, Na, New York, NY 5.4 12/13/2024		12/14/2023	237,000.00	100.00	237,000.00	0.12%	NR	348
CDB2110-121324B	237,000.00	5.40	237,000.00	5.40	596.07	0.00	NR	0.95
Farmers & Merchants Union Bank, WI 5.4 3/18/20		6/20/2023	240,000.00	100.00	240,000.00	0.12%	NR	78
CDB2110-031824D	240,000.00	5.40	240,000.00	5.40	6,888.33	0.00	NR	0.21
Leader Bank, Arlington, MA 5.5 6/17/2024		12/18/2023	243,000.00	100.00	243,000.00	0.12%	NR	169
CDB2110-061724C	243,000.00	5.50	243,000.00	5.50	476.01	0.00	NR	0.46
Maplemark Bank, TX 5.45 3/18/2024		6/20/2023	240,000.00	100.00	240,000.00	0.12%	NR	78
CDB2110-031824A	240,000.00	5.45	240,000.00	5.45	6,952.11	0.00	NR	0.21
Texas DAILY Workers Compensation LGIP		9/30/2022	788,125.07	100.00	788,125.07	0.4%	NR	1
TD-BPUB-2110	788,125.07	5.39	788,125.07	5.39		0.00	Fitch-AAAmf	0
TexSTAR Workers Compensation LGIP		9/30/2022	1,200,000.00	100.00	1,200,000.00	0.61%	NR	1
TS-BPUB-6720	1,200,000.00	5.36	1,200,000.00	5.36		0.00	S&P-AAAm	0
Truxton Trust Company (Formerly Nashville B&T)		6/20/2023	240,000.00	100.00	240,000.00	0.12%	None	78
CDB2110-031824B	240,000.00	5.40	240,000.00	5.40	6,888.33	0.00	None	0.21
Wells Fargo PC Workers Compensation Cash		9/30/2022	38,984.84	100.00	38,984.84	0.02%	NR	1
WF-BPUB-PC2463	38,984.84	1.65	38,984.84	1.65		0.00	NR	0
Western Alliance Bank, Phoenix, AZ 5.5 6/17/2024		12/18/2023	243,000.00	100.00	243,000.00	0.12%	NR	169
CDB2110-061724B	243,000.00	5.50	243,000.00	5.50	476.01	0.00	NR	0.46
			4,190,109.91		4,190,109.91	2.11%		87
Sub Total BPUB Workers Compensation	4,190,109.91	5.38	4,190,109.91	5.38	30,245.93	0.00		0.24

- YTM @ Cost | Yield to Maturity at Cost Value
- Days to Maturity | Weighted Average Maturity
- All securities are held to maturity, unrealized gains or losses are not applicable



Brownsville Public Utility Board TX Portfolio Holdings by Portfolio Name Investment Portfolio

Date: 12/31/2023

Description	Face Amount / Shares	Settlement Date	Cost Value	Market Price	Market Value	% Portfolio	Credit Rating	Days To Call/Maturity
CUSIP		YTM @ Cost	Book Value	YTM @ Market	Accrued Interest	Unre. Gain/Loss	Credit Rating	Duration To Maturity
			197,140,409.84		198,032,294.65	100.00%		75
TOTAL PORTFOLIO	198,809,716.65	5.40	198,007,993.62	5.34	624,620.40	24,301.03		0.2

- YTM @ Cost | Yield to Maturity at Cost Value
- Days to Maturity | Weighted Average Maturity
- All securities are held to maturity, unrealized gains or losses are not applicable



Brownsville Public Utility Board TX Projected Cash Flow by Month Investment Portfolio

Begin Date: 01-2024, End Date: 03-2024

Date	CUSIP	Face Amount/Shares	Description	Principal Amount	Interest/Dividends	Total
1/31/2024	912828Y87	0.00	T-Note 1.75 7/31/2024	0.00	87,500.00	87,500.00
January 2024				0.00	87,500.00	87,500.00
3/14/2024	912797GX9	10,000,000.00	T-Bill 0 3/14/2024	10,000,000.00	0.00	10,000,000.00
3/18/2024	CDB2110-031824A	240,000.00	Maplemark Bank, TX 5.45 3/18/2024	240,000.00	9,747.29	249,747.29
3/18/2024	CDB2110-031824C	240,000.00	Cornerstone Bank, Nebraska, NE 5.4 3/18/2024	240,000.00	9,657.86	249,657.86
3/18/2024	CDB2110-031824D	240,000.00	Farmers & Merchants Union Bank, WI 5.4 3/18/20	240,000.00	9,657.86	249,657.86
3/18/2024	CDB2110-031824B	240,000.00	Truxton Trust Company (Formerly Nashville B&T)	240,000.00	9,657.86	249,657.86
3/21/2024	912797LL9	10,000,000.00	T-Bill 0 3/21/2024	10,000,000.00	0.00	10,000,000.00
3/21/2024	TTB2109-032124	1,000,000.00	Texas TERM 5.71 3/21/2024	1,000,000.00	27,613.93	1,027,613.93
3/25/2024	CDB2108-032524D	240,000.00	Georgia Primary Bank, GA 5.4 3/25/2024	240,000.00	9,657.86	249,657.86
3/25/2024	CDB2108-032524B	240,000.00	American Plus Bank, CA 5.4 3/25/2024	240,000.00	9,657.86	249,657.86
3/25/2024	CDB2108-032524A	239,000.00	First State Bank & Trust Company, MO 5.65 3/25	239,000.00	10,062.88	249,062.88
3/25/2024	CDB2108-032524C	240,000.00	Preferred Bank, CA 5.35 3/25/2024	240,000.00	9,568.44	249,568.44
3/26/2024	TTB2115-032624	3,000,000.00	Texas TERM 5.72 3/26/2024	3,000,000.00	127,527.87	3,127,527.87
March 2024				25,919,000.00	232,809.71	26,151,809.71
TOTAL				25,919,000.00	320,309.71	26,239,309.71