



AGING REPORT SUMMARY

Agging Report Analysis– Customer & Balance

1. 90 Days past due

	Mar 2023	Feb 2023	Mar 2022
Customers	1,653	2,633	611
Arrears	\$481,310	\$1,015,332	\$9,604

Agging Report Analysis – Total Customers Debt

1. Total aggregate customer debt for customers 90 days past due.

	Mar 2023	Feb 2023	Mar 2022
Customers Arrears	1,653	2,633	611
Total Debt	\$1,576,023	\$2,819,483	\$238,189



**Aid to BPUB Customers
March 31, 2023**

CACOST CEAP Pledge History

CACOST Comprehensive Energy Assistance Program (CEAP)

	March 2023	FY 2023 (Total YTD)	FY 2022 (Totals)
Pledges	82	5,465	14,231
Amount \$	\$86,512	\$926,902	\$2,419,522

CACOST LIHWAP Pledge History

CACOST Low-Income Household Water Assistance Program (LIHWAP)

	March 2023	FY 2023 (Total YTD)	FY 2022 (Totals)
Pledges	108	370	795
Amount \$	\$61,004	\$93,196	\$46,789

Texas Utility Help CEAP Assistance History

Texas Utility Help Comprehensive Energy Assistance Program (CEAP)

	March 2023	FY 2023 (Total YTD)	FY 2022 (Totals)
Pledges	9	9	-
Amount \$	\$ 21,564	\$ 21,564	-

Texas Utility Help LIHWAP Assistance History

Texas Utility Help Low-Income Household Water Assistance Program (LIHWAP)

	March 2023	FY 2023 (Total YTD)	FY 2022 (Totals)
Pledges	5	5	-
Amount \$	\$ 4,891	\$ 4,891	-



SHARE Program Roll Out Report

Monthly BPUB Share report activity

	March 2023		FY 2023 (Total)		April 2020 – March 2023 Totals ¹	
CACOST	0	\$0	111	\$13,944	4,823	\$405,278
CCRGV	136	\$20,922	526	\$81,737	2,098	\$313,378
Grand Total	136	\$20,922	637	\$ 95,680	6,921	\$718,656

Summary Utility Assistance Programs

Summary of CEAP, LIHWAP, Share and ELIAP (Elderly) programs

	March 2023		FY 2023 (Total)		FY 2022 Totals	
CEAP	91	\$108,076	5,474	\$948,465	14,231	\$2,419,522
LIHWAP	108	\$65,895	375	\$98,087	795	\$46,789
SHARE	136	\$20,922	637	\$95,680	1,054	\$120,695
ELIAP	0	\$0	1	\$200	43	\$8,600
Total Aid	326	\$ 194,893	6,473	\$1,142,432	16,123	\$2,595,606

¹ SHARE program originally budgeted for \$2 Million Dollars

Utility Assistance Program Report

Date: March 31, 2023

Agency: Community Action Corporation of South Texas (CACOST)

Program: Comprehensive Energy Assistance Program (CEAP)

(CEAP is utility assistance program designed to assist low income households to meet their energy needs and encourage consumers to control energy costs).

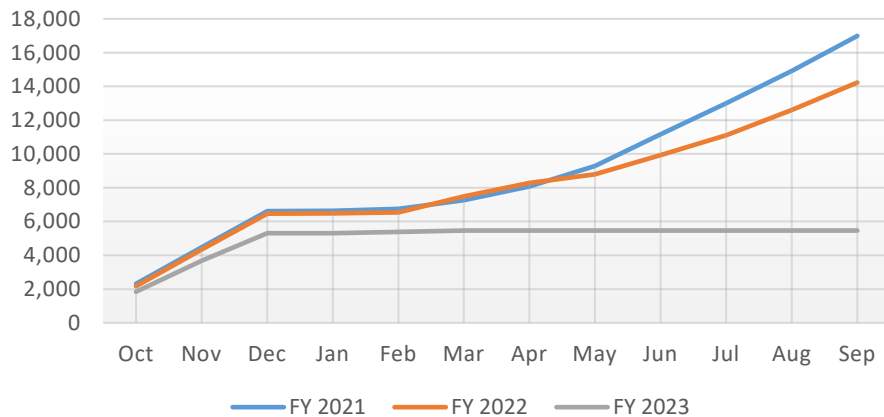


• Summary of Accounts and Charges Pledged by CACOST

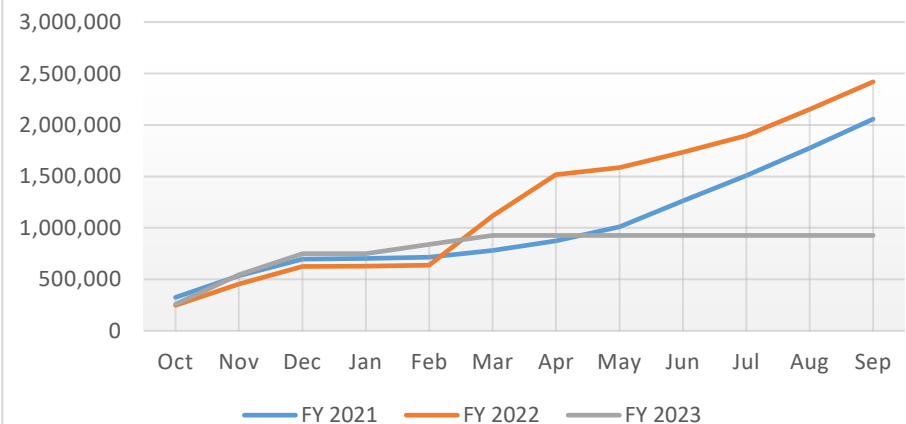
Report Summary: Adds total accounts and amounts pledged by CACOST on behalf of the customers. Payment is received, in average, 30 days after pledge is submitted.

	Oct	Nov	Dec	Jan	Feb	Mar	Apr	May	Jun	Jul	Aug	Sep	Total
FY 2021													
Pledges	2,312	2,166	2,130	26	105	520	822	1,198	1,892	1,827	1,912	2,082	16,992
Amount \$	\$324,488	\$210,829	\$160,023	\$8,631	\$11,807	\$63,994	\$94,761	\$134,805	\$253,022	\$246,977	\$265,800	\$282,415	\$2,057,552
FY 2022													
Pledges	2,170	2,167	2,122	15	69	952	783	526	1,133	1,170	1,489	1,635	14,231
Amount \$	\$247,611	\$206,006	\$170,710	\$4,227	\$7,876	\$480,457	\$401,748	\$68,981	\$149,182	\$159,834	\$254,310	\$268,580	\$2,419,522
FY 2023													
Pledges	1,841	1,839	1,620	0	83	82							5,465
Amount \$	\$258,608	\$284,804	\$205,168	\$0	\$91,809	\$86,512							\$926,902

Pledges (Cumulative)



Amount (Cumulative)



SHARE Program

BPUB Utility Assistance Program



Emergency Rider for COVID-19 Outbreak Program Roll-Out Report

Month: **March-2023**

Program Channels: Brownsville Public Utilities & Brownsville Public Utilities Board (BPUB)
Catholic Charities of the Rio Grande Valley (CCRGV)
Community Action Corporation of South Texas (CACOST)

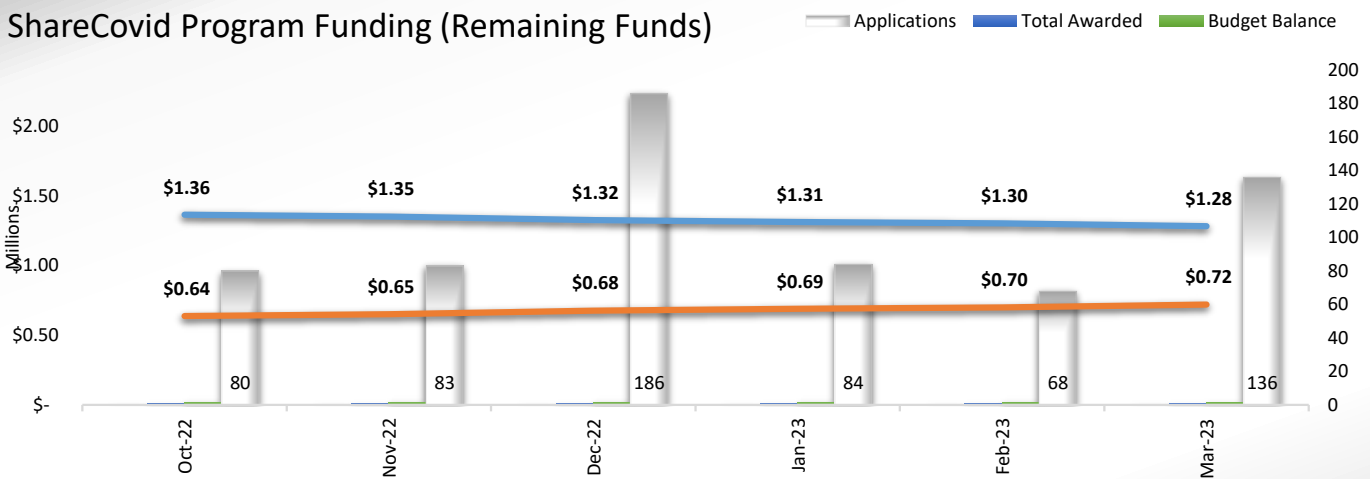
→ General Information
→ Intake and Eligibility
→ Intake and Eligibility

Day	BPUB Calls	CACOST Applications		CCRGV Applications		Total	
		Approved	Awarded \$	Approved	Awarded \$	Approved	Awarded \$
1							
2				21	\$3,095	21	\$3,095
3				10	\$1,591	10	\$1,591
4							
5							
6				2	\$333	2	\$333
7							
8				27	\$4,282	27	\$4,282
9				7	\$1,135	7	\$1,135
10				1	\$76	1	\$76
11							
12							
13				4	\$727	4	\$727
14							
15							
16				7	\$947	7	\$947
17							
18							
19							
20				27	\$4,414	27	\$4,414
21				18	\$2,640	18	\$2,640
22							
23				5	\$627	5	\$627
24				1	\$133	1	\$133
25							
26							
27				6	\$923	6	\$923
28							
29							
30							
31							
Totals				136	\$20,922	136	\$20,922

Previous Months Totals

Grand Total		111	\$13,944	390		
		111	\$13,944	526	\$20,922	136

ShareCovid Program Funding (Remaining Funds)



Definitions:

Calls: inquiry calls to the program

Approved: Final list provided by agency

Awarded \$: Qualifying amount reported by the Agency 3 of 4

Utility Assistance Programs

Report Date: March 30, 2023



Agency		Oct-2022	Nov-2022	Dec-2022	Jan-2023	Feb-2023	Mar-2023	Apr-2023	May-2023	Jun-2023	Jul-2023	Aug-2023	Sep-2023	Total
CACOST														
CEAP	Qty	1,841	1,839	1,620	---	83	82							5,465
	Amnt	\$ 258,608	\$ 284,804	\$ 205,168	---	\$ 91,809	\$ 86,512							\$926,901
LIHWAP	Qty	169	68	---	---	25	108							370
	Amnt	\$ 11,710	\$ 4,264	---	---	\$ 16,218	\$ 61,004							\$93,196
SHARE	Qty	---	---	111	---	---	---							111
	Amnt	---	---	\$ 13,944	---	---	---							\$13,944
ELIAP	Qty	---	---	---	---	---	---							---
	Amnt	---	---	---	---	---	---							---
Total	Qty	2,010	1,907	1,731	---	108	190	---	---	---	---	---	---	5,946
	Amnt	\$ 270,318	\$ 289,068	\$ 219,112	---	\$ 108,027	\$ 147,516	---	---	---	---	---	---	\$1,034,041
TEXAS UTILITY HELP														
CEAP	Qty						9							9
	Amnt						\$ 21,564							\$21,564
LIHWAP	Qty						5							5
	Amnt						\$ 4,891							\$4,891
Total	Qty	---	---	---	---	---	14	---	---	---	---	---	---	14
	Amnt	---	---	---	---	---	\$ 21,578	---	---	---	---	---	---	\$21,578
CCRGV														
SHARE	Qty	80	83	75	84	68	136							526
	Amnt	\$ 13,401	\$ 13,598	\$ 11,329	\$ 12,600	\$ 9,887	\$ 20,922							\$81,737
ELIAP	Qty	---	---	1	---	---	---							1
	Amnt	---	---	\$ 200	---	---	---							\$200
Total	Qty	80	83	76	84	68	136	---	---	---	---	---	---	527
	Amnt	\$ 13,401	\$ 13,598	\$ 11,529	\$ 12,600	\$ 9,887	\$ 20,922	---	---	---	---	---	---	\$81,937
TOTAL BY PROGRAM														
CEAP	Qty	1,841	1,839	1,620	---	83	91	---	---	---	---	---	---	5,474
	Amnt	\$ 258,608	\$ 284,804	\$ 205,168	---	\$ 91,809	\$ 108,076	---	---	---	---	---	---	\$948,465
LIHWAP	Qty	169	68	---	---	25	113	---	---	---	---	---	---	375
	Amnt	\$ 11,710	\$ 4,264	---	---	\$ 16,218	\$ 65,895	---	---	---	---	---	---	\$98,087
SHARE	Qty	80	83	186	84	68	136	---	---	---	---	---	---	637
	Amnt	\$ 13,401	\$ 13,598	\$ 25,272	\$ 12,600	\$ 9,887	\$ 20,922	---	---	---	---	---	---	\$95,680
ELIAP	Qty	---	---	1	---	---	---	---	---	---	---	---	---	1
	Amnt	---	---	\$ 200	---	---	---	---	---	---	---	---	---	\$200
Total	Qty	2,090	1,990	1,807	84	176	340	---	---	---	---	---	---	6,487
	Amnt	\$ 283,719	\$ 302,665	\$ 230,641	\$ 12,600	\$ 117,914	\$ 194,894	---	---	---	---	---	---	\$1,142,433

BPUB Programs: SHARE and ELIAP

Government: CEAP and LIHWAP involves integration of all LIHEAP-funded programs (Federal Funds)